



MEMORANDUM

TO: LeRonne Armstrong,
Chief of Police

FROM: Drennon Lindsey, Deputy Chief
OPD, Bureau of Investigations

SUBJECT: Live stream transmitter–
2020 Annual Report

DATE: March 15, 2021

Background

Oakland Municipal Code (OMC) 9.64.040: Surveillance Technology “Oversight following City Council approval” requires that for each approved surveillance technology item, city staff must present a written annual surveillance report for Privacy Advisory Commission (PAC). After review by the Privacy Advisory Commission, city staff shall submit the annual surveillance report to the City Council. The PAC shall recommend to the City Council that:

- The benefits to the community of the surveillance technology outweigh the costs and that civil liberties and civil rights are safeguarded.
- That use of the surveillance technology cease; or
- Propose modifications to the corresponding surveillance use policy that will resolve the concerns.

Oakland Police Department (OPD) I-23: Live Stream Transmitter Use Policy governs OPD’s use of Live Stream Transmitters; the policy was approved by the City Council on April 21, 2020 through Resolution No. 88099 C.M.S., as well as OMC 9.64.040, requires that OPD provide an annual report to the Chief of Police, the Privacy Advisory Commission (PAC), and the City Council. The information provided below is compliant with the annual report policy requirements of OMC 9.64.040 and DGO I-23.

Sergeant Inez Ramirez is currently the Live Stream / Video Team Program Coordinator.

2020 Annual Report Details

- A. A description of how the surveillance technology was used, including the type and quantity of data gathered or analyzed by the technology:

There were 11 requests in 2020. However, OPD only used the transmitters during seven incidents. In all these incidents, OPD utilized information such as open-source social media which indicated the likelihood of large gatherings with a potential for acts of violence and vandalism. The Report on Video Stream Usage August 28-29, 2020 report (shared with the PAC Chair and Chief Privacy Officer) shows that, “The organizer(s) posted language referring to “burning it down”. The recent protests and social media displaying similar language consistently resulted in acts of violence, vandalism, and scars on our downtown community. The “Report on Video Stream Usage: August 26, 2020” Report mentions that, “intelligence gathered from open-source social media indicated a large group of people were gathering for an anti-police protest in solidarity with protesters in Wisconsin. The social media posts spoke of violence on police officers and lighting fires in Oakland. Nationally, other agencies had seen days of violence starting on Aug 23, 2020 (the day of the

Wisconsin shooting¹). Since the George Floyd event, OPD has noted people coming to Oakland to mirror non-peaceful criminal behavior.”

- B. Whether and how often data acquired through the use of the surveillance technology was shared with outside entities, the name of any recipient entity, the type(s) of data disclosed, under what legal standard(s) the information was disclosed, and the justification for the disclosure(s):

Seven (total times used); DGO I-11 does provide that OPD may share live stream data with other law enforcement agencies that have a right to know and a need to know¹, such as an inspector with the District Attorney’s Office. However, no live stream data would be downloaded, retained, or shared with different agencies. Video was streamed into the EOC/DOC. Any supporting agency inside the EOC would have viewed the live stream. No live stream video was saved/downloaded at the EOC/DOC. No live stream video was shared with other law enforcement agency, unless they viewed it live on the screen at the EOC/DOC.

- C. Where applicable, a breakdown of what physical objects the surveillance technology hardware was installed upon; using general descriptive terms so as not to reveal the specific location of such hardware; for surveillance technology software, a breakdown of what data sources the surveillance technology was applied to:

The transmitters are attached to video cameras which are handheld by officers monitoring the events.

- D. Where applicable, a breakdown of where the surveillance technology was deployed geographically, by each police area in the relevant year:

The live stream transmitters were deployed in areas where the protests and marches occurred in parts of downtown Oakland.

- E. A summary of community complaints or concerns about the surveillance technology, and an analysis of the technology's adopted use policy and whether it is adequate in protecting civil rights and civil liberties:

OPD is not aware of community complaints regarding the use of live stream transmitters in 2020.

- F. The results of any internal audits, any information about violations or potential violations of the Surveillance Use Policy, and any actions taken in response unless the release of such information is prohibited by law, including but not limited to confidential personnel file information:

OPD is not aware of any policy violations from use of the live stream transmitters. Usage for 2020 was reviewed/audited and no corrective actions were found to be needed. In 2019 there was also no corrective actions needed. Reviews of the usage confirm that video transmitted to the EOC and PAB was not recorded; therefore, there is zero data resulting from use. The technology only allowed real-time views of the hand-held video cameras.

¹ DGO I-23 explains that a right to know is the legal authority to receive information pursuant to a court order, statutory law, or case law.

- G. Information about any data breaches or other unauthorized access to the data collected by the surveillance technology, including information about the scope of the breach and the actions taken in response:

OPD is not aware of any data breaches.

- H. Information, including crime statistics, that helps the community assess whether the surveillance technology has been effective at achieving its identified purposes:

See 2020 Quarterly Crowd Control Events (Attachments A-D).

- I. Statistics and information about public records act requests regarding the relevant subject surveillance technology, including response rates:

There were no PRRs related to live stream transmitters in 2020.

- J. Total annual costs for the surveillance technology, including personnel and other ongoing costs, and what source of funding will fund the technology in the coming year:

One hundred thirty thousand dollars (\$130,000) in one-time purchase cost. OPD upgraded the video streaming system that was originally purchased in 2011. This included camera equipment, transmitters, receivers and software licensing.

The Oakland Police Department (OPD) will use funding from the 2017 JAG local allocation to fund technology upgrades (new computers and gunshot locator system cameras), and Department-wide training. OPD will use funding from the 2018 JAG local allocation to purchase equipment upgrades (portable high-definition video streaming technology and related software and helicopter maintenance), and to fund Community Police Academy training as well as other Department-wide training.

- K. Any requested modifications to the Surveillance Use Policy and a detailed basis for the request:

No requests for changes at this time.

OPD is committed to providing the best services to our community while being transparent and instilling procedural justice through daily police activity. This report is compliance with these OPD commitments as well as the reporting requirements of Resolution 86585 C.M.S. OPD hopes that this report helps to strengthen our trust within the Oakland community.

Respectfully submitted,

Drennon Lindsey, Deputy Chief
OPD, Bureau of Investigations

Reviewed by,
Randell Wingate, Captain
OPD, Support Operations Section

Prepared by:
Inez Ramirez, Sergeant
OPD, Bureau of Services, Information Technology Unit

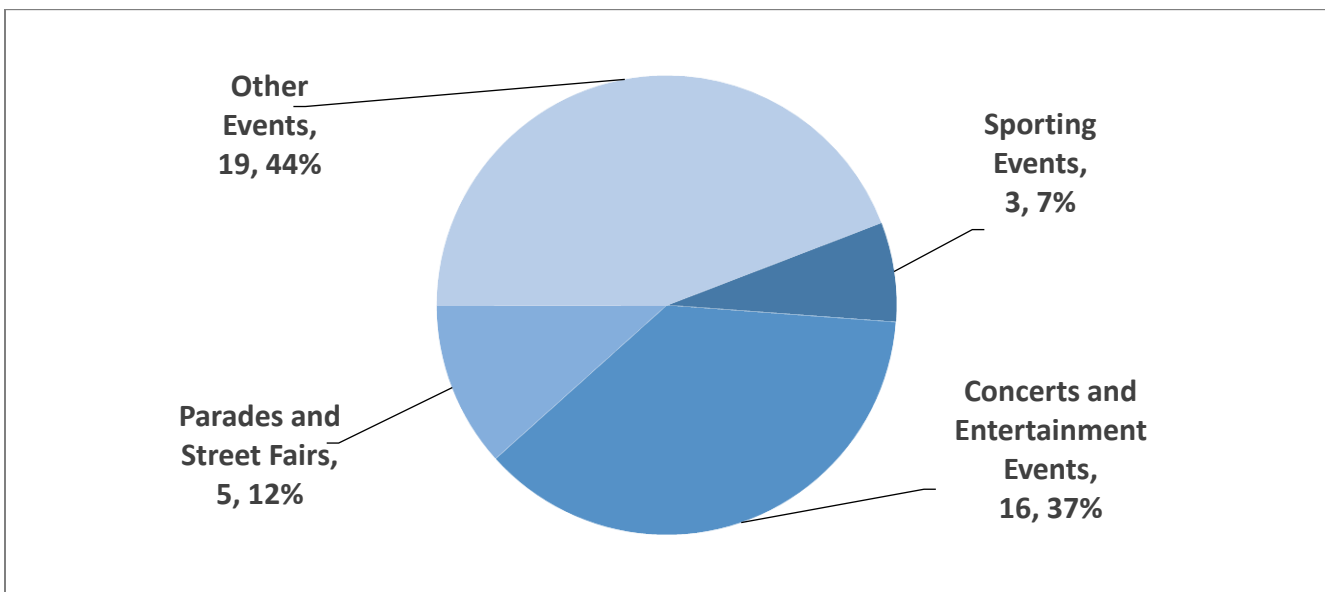

Bruce Stoffmacher, Legislation and Privacy Manager
OPD, Research and Planning Unit

Oakland Police Department

2020 1st Quarterly Crowd Control Report: **Reporting Period: 01 Jan 20 – 31 Mar 20**

This document is the 1st Quarterly report for all City of Oakland crowd control/management events of 2020.

2020					
Event Type	1 st QTR	2 nd QTR	3 rd QTR	4 th QTR	TOTAL
Sporting Events (Raiders/A's)	3	-	-	-	3
Concerts and Entertainment Events	16	-	-	-	16
Parades and Street Fairs	5	-	-	-	5
Other Events (Protests, Marches, Operations, etc.)	19	-	-	-	19
TOTAL EVENTS	43	-	-	-	43

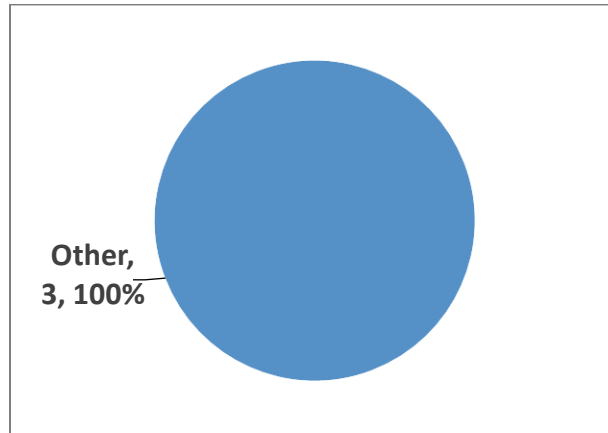


TOTAL PERFORMANCE DATA: 2020 Year in Review								
Event Type	Events	*Attended	OPD	Complaints	Arrests	Citations	Ejections	Uses of Force
Sporting Events	3	14,000	18	0	0	0	0	0
Concerts and Entertainment Events	16	172,798	299	0	0	1	4	3
Parades and Street Fairs	5	57,500	158	0	2	0	0	0
Other Events	19	5,990	496	3	8	40	0	5
TOTALS	43	250,288	971	3	10	41	4	8

2019					
Event Type	1 st QTR	2 nd QTR	3 rd QTR	4 th QTR	TOTAL
Sporting Events (Raiders/Warriors/A's)	24	54	43	7	128
Concerts & Entertainment Events	14	13	11	12	50
Parades & Street Fairs	4	4	9	7	24
Other Events (Protests, Marches, Operations, etc.)	15	25	29	31	100
TOTAL EVENTS	57	96	92	57	302

TOTAL PERFORMANCE DATA: 2019								
Event Type	Events	*Attended	OPD	Complaints	Arrests	Citations	Ejections	Uses of Force
Sporting Events	128	2,364,680	4,908	6	34	26	117	5
Concerts and Entertainment Events	50	626,590	1,183	1	14	2	35	1
Parades and Street Fairs	24	373,996	785	0	10	19	2	1
Other Events	100	57,067	3,563	9	112	698	0	30
TOTALS	302	3,422,333	10,439	16	170	745	154	37

SPORTING EVENTS: RAIDERS/A'S/Other



Date	Event Type	*Attended	OPD	Complaints	Arrests	Citations	Ejections	Uses of Force
18-Jan-20	Harlem Globetrotters	4,000	4	0	0	0	0	0
29-Feb-20	Oakland Roots Soccer	5,000	7	0	0	0	0	0
07-Mar-20	Oakland Roots Soccer	5,000	7	0	0	0	0	0
SPORTING EVENTS TOTALS		*Attended	OPD	Complaints	Arrests	Citations	Ejections	Uses of Force
		14,000	18	0	0	0	0	0

CONCERTS AND ENTERTAINMENT EVENTS

Date	Event Type	*Attended	OPD	Complaints	Arrests	Citations	Ejections	Uses of Force
04-Jan-20	PBR - Pendleton Whiskey Velocity Tour	5,000	6	0	0	0	0	0
01-Feb-20	Monster Energy Super Cross	27,999	59	0	0	0	2	1
02-Feb-20	Monster Energy Super Cross	27,999	59	0	0	0	0	0
08-Feb-20	WWE Live	4,500	5	0	0	0	0	0
14-Feb-20	Valentine's Love Jam	6,500	8	0	0	0	0	0
15-Feb-20	Pancho Barazza y Gerardo Coronel Concr.	4,000	5	0	0	1	1	1
15-Feb-20	Monster Jam	27,000	55	0	0	0	0	0
16-Feb-20	Monster Jam	27,000	55	0	0	0	0	0
21-Feb-20	NAS & Wu-Tang Concert	5,000	6	0	0	0	1	1
22-Feb-20	The Fabulously Funny Comedy Festival	4,800	8	0	0	0	0	0

26-Feb-20	Disney on Ice	3,000	4	0	0	0	0	0
27-Feb-20	Disney on Ice	3,000	4	0	0	0	0	0
28-Feb-20	Disney on Ice	3,500	4	0	0	0	0	0
29-Feb-20	Disney on Ice	6,000	4	0	0	0	0	0
01-Mar-20	Disney on Ice	6,000	4	0	0	0	0	0
06-Mar-20	Kiss Concert	11,500	13	0	0	0	0	0
CONCERTS AND ENTERTAINMENT EVENTS TOTALS		*Attended	OPD	Complaints	Arrests	Citations	Ejections	Uses of Force
		172,798	299	0	0	1	4	3

PARADES AND STREET FAIRS

Date	Event Type	*Attended	OPD	Complaints	Arrests	Citations	Ejections	Uses of Force
03-Jan-20	First Friday	10,000	41	0	2	0	0	0
25-Jan-20	Oakland A's Fan Fest	20,000	18	0	0	0	0	0
07-Feb-20	First Friday	10,000	39	0	0	0	0	0
23-Feb-20	Black Joy Parade	7,500	21	0	0	0	0	0
06-Mar-20	First Friday	10,000	39	0	0	0	0	0
PARADES AND STREET FAIRS TOTALS		*Attended	OPD	Complaints	Arrests	Citations	Ejections	Uses of Force
		57,500	158	0	2	0	0	0

OTHER EVENTS: PROTESTS, MARCHES, ETC.

Date	Event Type	*Attended	OPD	Complaints	Arrests	Citations	Ejections	Uses of Force
05-Jan-20	Sideshow Operation	140	20	1	1	2	0	0
07-Jan-20	Moms 4 Housing (SB 50)	175	6	0	0	0	0	0
12-Jan-20	Sideshow Operation	200	40	0	1	6	0	0
13-Jan-20	Moms 4 Housing	150	1	0	0	0	0	0
17-Jan-20	Reclaim MLK's Radical Legacy Weekend Rally	200	2	0	0	0	0	0
18-Jan-20	Oakland Women's March	3,000	123	0	0	0	0	0
19-Jan-20	Sideshow Operation	200	34	0	1	4	0	1
20-Jan-20	Reclaim MLK's Radical Legacy March	500	58	0	0	0	0	0
24-Jan-20	March For Life	40	6	0	0	0	0	0
05-Feb-20	ATU Local 192 Rally	100	2	0	0	0	0	0

Attachment A

13-Feb-20	All Above All Rally	35	5	0	0	0	0	0
15-Feb-20	Sideshow Operation	200	24	1	1	2	0	0
16-Feb-20	Sideshow Operation	150	31	0	0	5	0	0
23-Feb-20	Sideshow Operation	100	19	1	0	2	0	0
28-Feb-20	Stop the Money Pipeline at Chase Day of Action	100	8	0	0	0	0	0
08-Mar-20	Sideshow Operation	100	29	0	0	3	0	0
21-Mar-20	Sideshow Operation	100	32	0	1	2	0	0
23-Mar-20	Kaiser Nurses Protest	50	8	0	0	0	0	0
29-Mar-20	Sideshow Operation	450	48	0	3	14	0	4
OTHER EVENTS TOTALS		*Attended	OPD	Complaints	Arrests	Citations	Ejections	Uses of Force
		5,990	496	3	8	40	0	5

TOTAL PERFORMANCE DATA: 2020 1st Quarter	*Attended	OPD	Complaints	Arrests	Citations	Ejections	Uses of Force
	250,288	971	3	10	41	4	8

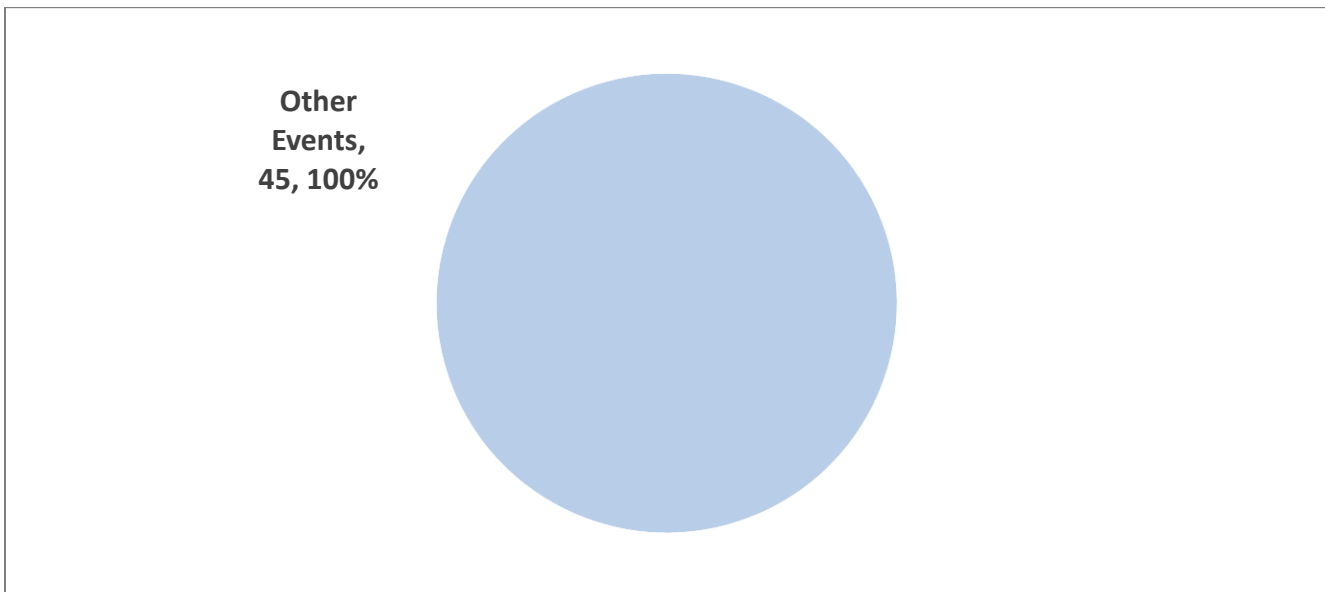
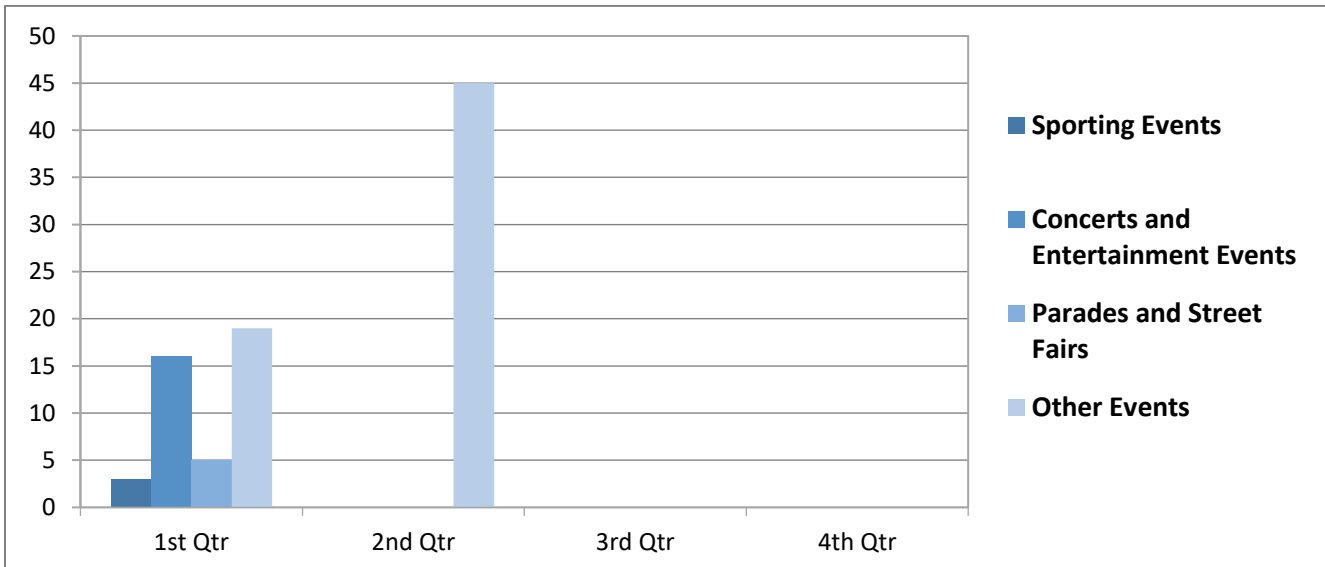
*Attended numbers are estimates

Oakland Police Department

2020 2nd Quarterly Crowd Control Report: Reporting Period: 01 Apr 20 – 30 Jun 20

This document is the 2nd Quarterly report for all City of Oakland crowd control/management events of 2020.

2020					
Event Type	1 st QTR	2 nd QTR	3 rd QTR	4 th QTR	TOTAL
Sporting Events	3	0	-	-	3
Concerts and Entertainment Events	16	0	-	-	16
Parades and Street Fairs	5	0	-	-	5
Other Events (Protests, Marches, Operations, etc.)	19	45	-	-	64
TOTAL EVENTS	43	45	-	-	88



TOTAL PERFORMANCE DATA: 2020 Year in Review								
Event Type	Events	*Attended	OPD	Complaints	Arrests	Citations	Ejections	Uses of Force
Sporting Events	3	14,000	18	0	0	0	0	0
Concerts and Entertainment Events	16	172,798	299	0	0	1	4	3
Parades and Street Fairs	5	57,500	158	0	2	0	0	0
Other Events	64	60,550	4,729	57	320	116	0	495
TOTALS	88	304,848	5,204	57	322	117	4	498

2019					
Event Type	1 st QTR	2 nd QTR	3 rd QTR	4 th QTR	TOTAL
Sporting Events (Raiders/Warriors/A's)	24	54	43	7	128
Concerts & Entertainment Events	14	13	11	12	50
Parades & Street Fairs	4	4	9	7	24
Other Events (Protests, Marches, Operations, etc.)	15	25	29	31	100
TOTAL EVENTS	57	96	92	57	302

TOTAL PERFORMANCE DATA: 2019								
Event Type	Events	*Attended	OPD	Complaints	Arrests	Citations	Ejections	Uses of Force
Sporting Events	128	2,364,680	4,908	6	34	26	117	5
Concerts and Entertainment Events	50	626,590	1,183	1	14	2	35	1
Parades and Street Fairs	24	373,996	785	0	10	19	2	1
Other Events	100	57,067	3,563	9	112	698	0	30
TOTALS	302	3,422,333	10,439	16	170	745	154	37

SPORTING EVENTS: N/A

Date	Event Type	*Attended	OPD	Complaints	Arrests	Citations	Ejections	Uses of Force
SPORTING EVENTS TOTALS		*Attended	OPD	Complaints	Arrests	Citations	Ejections	Uses of Force
		0	0	0	0	0	0	0

CONCERTS AND ENTERTAINMENT EVENTS: N/A

Date	Event Type	*Attended	OPD	Complaints	Arrests	Citations	Ejections	Uses of Force
CONCERTS AND ENTERTAINMENT EVENTS TOTALS		*Attended	OPD	Complaints	Arrests	Citations	Ejections	Uses of Force
		0	0	0	0	0	0	0

PARADES AND STREET FAIRS: N/A

Date	Event Type	*Attended	OPD	Complaints	Arrests	Citations	Ejections	Uses of Force
PARADES AND STREET FAIRS TOTALS		*Attended	OPD	Complaints	Arrests	Citations	Ejections	Uses of Force
		0	0	0	0	0	0	0

OTHER EVENTS: PROTESTS, MARCHES, ETC.

Date	Event Type	*Attended	OPD	Complaints	Arrests	Citations	Ejections	Uses of Force
4-Apr-20	Sideshow Operation	0	42	0	0	2	0	0
11-Apr-20	Sideshow Operation	0	40	0	0	1	0	0
16-Apr-20	Ride on SRJ Car Rally COVID-19 Release	200	38	0	0	0	0	0

Attachment B

18-Apr-20	Sideshow Operation	150	35	0	0	3	0	0
19-Apr-20	Sideshow Operation	0	31	0	0	1	0	0
20-Apr-20	Protest Against the City's Response to COVID-19 & the Crisis for Unhoused Residents	15	24	0	0	0	0	0
25-Apr-20	Sideshow Operation	0	37	0	0	1	0	1
26-Apr-20	Sideshow Operation	Unk	31	0	2	10	0	0
01-May-20	May Day Event	500	124	0	0	0	0	0
02-May-20	Sideshow Operation	20	41	0	0	0	0	0
03-May-20	Sideshow Operation	30	46	0	0	6	0	0
09-May-20	Sideshow Operation	300	36	0	1	2	0	1
10-May-20	Sideshow Operation	Unk	39	1	3	0	0	0
16-May-20	Sideshow Operation	40	36	0	0	0	0	0
17-May-20	Sideshow Operation	100	42	0	3	8	0	0
22-May-20	Demonstration - RE: Rooms for the Unsheltered	20	4	0	0	0	0	0
23-May-20	Demonstration - RE: Rooms for the Unsheltered	20	4	0	0	0	0	0
23-May-20	Sideshow Operation	0	31	0	0	1	0	0
24-May-20	Sideshow Operation	150	44	0	2	5	0	1
28-May-20	March for George Floyd: Black Lives Matter	60	0	0	0	0	0	0
29-May-20	FTP Demonstration, Vengeance for George Floyd Minneapolis Solidarity Demonstration and any additional activity	7500	219	2	25	0	0	210
30-May-20	Justice & Solidarity for George Floyd Demonstration and any additional activity	500	374	1	22	0	0	141
31-May-20	Lake Merritt Demonstration, Justice for George Floyd Demonstration, and any additional activity	5,000	387	8	79	0	0	82
01-Jun-20	George Floyd Solidarity March: Oakland Tech and any additional activity	15,000	396	13	165	0	0	45
02-Jun-20	Justice for George Floyd: By Any Means Necessary and any additional activity	600	398	27	4	0	0	4
03-Jun-20	APTP F**K Your Curfew Demonstration and any additional activity	8,000	392	0	0	0	0	0
04-Jun-20	End Police Brutality: George Floyd Demonstration, BAMN Demonstration, and any additional activity	500	176	2	0	0	0	0

Attachment B

05-Jun-20	Lifting Up Black Lives Event, BAMN Demonstration, and any additional activity	500	80	0	0	0	0	0
06-Jun-20	Sideshow Operation (and monitoring demonstrations)	0	98	0	0	3	0	0
07-Jun-20	Black Lives Matter Solidarity Bike Ride and any additional activity	3,000	82	0	0	0	0	0
07-Jun-20	Sideshow Operation	100	82	0	3	2	0	0
08-Jun-20	Police Brutality Demonstration, Justice for Erik Salgado Demonstration, BAMN Demonstration, and any additional activity	500	169	0	0	0	0	0
10-Jun-20	Defund OPD Demonstration & March to Mayor's Home	400	33	0	0	0	0	0
12-Jun-20	McDonald's response to positive COVID-19 test results of employees	25	1	0	0	0	0	0
12-Jun-20	FTP Speak Out (Erik Salgado)	200	65	0	0	1	0	4
13-Jun-20	Sideshow Deployment	Unk	58	0	2	2	0	1
14-Jun-20	Rally and March in Solidarity with Atlanta	250	110	0	0	0	0	0
17-Jun-20	Defund OPD Rally	150	0	0	0	0	0	0
17-Jun-20	Black and Brown Solidarity March	500	30	0	0	0	0	0
19-Jun-20	"Juneteenth" Events	10,000	222	0	0	0	0	0
20-Jun-20	Black Kings March & Peaceful Demonstration	30	1	0	0	0	0	0
20-Jun-20	Sideshow Operation	100	41	0	0	16	0	0
21-Jun-20	Sideshow Operation	0	32	0	1	2	0	0
27-Jun-20	Sideshow Operation	100	31	0	0	9	0	0
28-Jun-20	Sideshow Operation	0	31	0	0	1	0	0
OTHER EVENTS TOTALS		*Attended	OPD	Complaints	Arrests	Citations	Ejections	Uses of Force
		54,560	4,233	54	312	76	0	490

TOTAL PERFORMANCE DATA: 2020 2nd Quarter	*Attended	OPD	Complaints	Arrests	Citations	Ejections	Uses of Force
	54,560	4,233	54	312	76	0	490

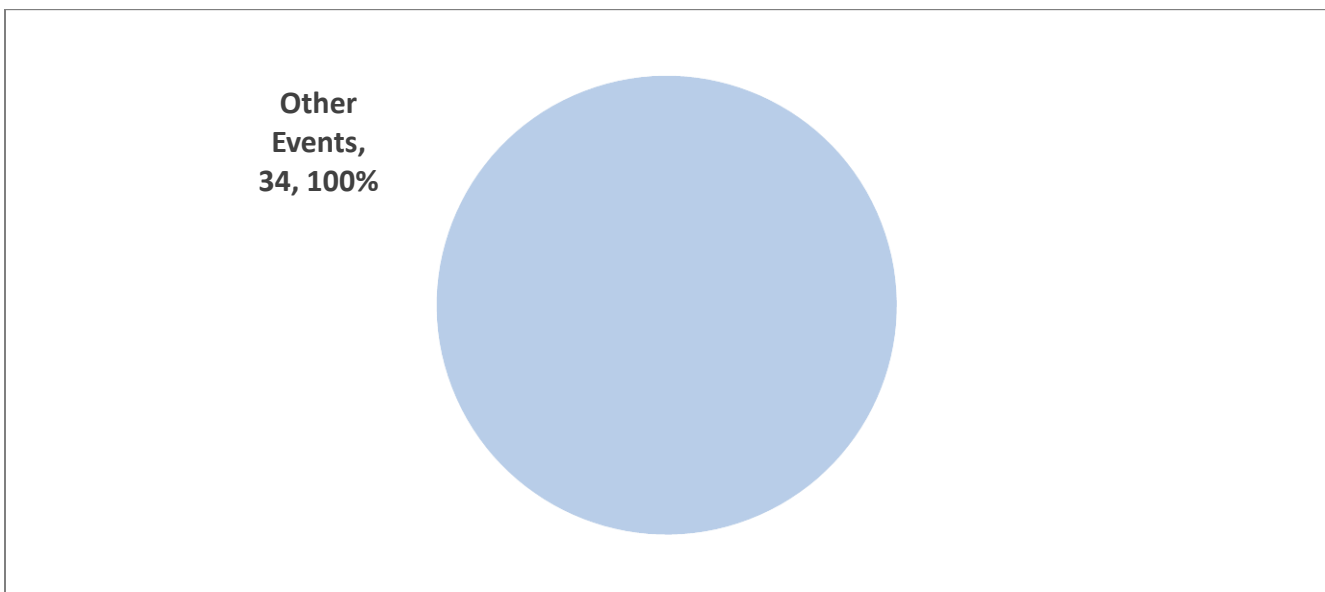
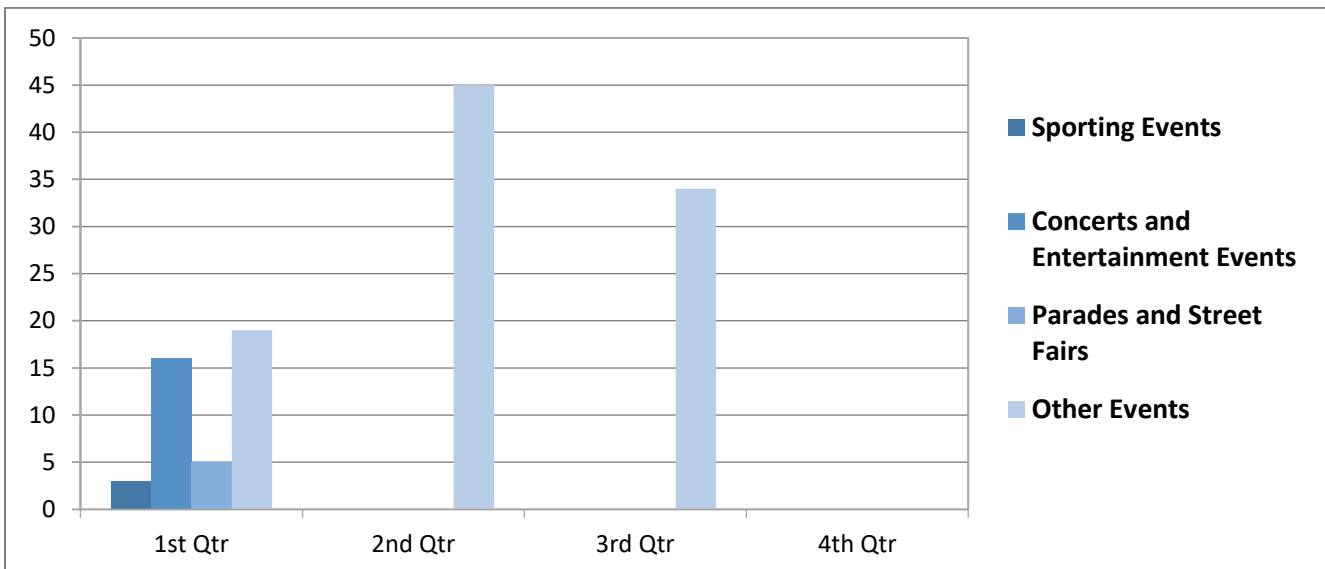
*Attended numbers are estimates

Oakland Police Department

2020 3rd Quarterly Crowd Control Report: **Reporting Period: 01 Jul 20 – 30 Sep 20**

This document is the 3rd Quarterly report for all City of Oakland crowd control/management events of 2020.

2020					
Event Type	1 st QTR	2 nd QTR	3 rd QTR	4 th QTR	TOTAL
Sporting Events	3	0	0	-	3
Concerts and Entertainment Events	16	0	0	-	16
Parades and Street Fairs	5	0	0	-	5
Other Events (Protests, Marches, Operations, etc.)	19	45	34	-	98
TOTAL EVENTS	43	45	34	-	122



TOTAL PERFORMANCE DATA: 2020 Year in Review								
Event Type	Events	*Attended	OPD	Complaints	Arrests	Citations	Ejections	Uses of Force
Sporting Events	3	14,000	18	0	0	0	0	0
Concerts and Entertainment Events	16	172,798	299	0	0	1	4	3
Parades and Street Fairs	5	57,500	158	0	2	0	0	0
Other Events	98	71,307	7,512	60	361	140	0	518
TOTALS	122	315,605	7,987	60	363	141	4	521

2019					
Event Type	1 st QTR	2 nd QTR	3 rd QTR	4 th QTR	TOTAL
Sporting Events (Raiders/Warriors/A's)	24	54	43	7	128
Concerts & Entertainment Events	14	13	11	12	50
Parades & Street Fairs	4	4	9	7	24
Other Events (Protests, Marches, Operations, etc.)	15	25	29	31	100
TOTAL EVENTS	57	96	92	57	302

TOTAL PERFORMANCE DATA: 2019								
Event Type	Events	*Attended	OPD	Complaints	Arrests	Citations	Ejections	Uses of Force
Sporting Events	128	2,364,680	4,908	6	34	26	117	5
Concerts and Entertainment Events	50	626,590	1,183	1	14	2	35	1
Parades and Street Fairs	24	373,996	785	0	10	19	2	1
Other Events	100	57,067	3,563	9	112	698	0	30
TOTALS	302	3,422,333	10,439	16	170	745	154	37

SPORTING EVENTS: N/A

Date	Event Type	*Attended	OPD	Complaints	Arrests	Citations	Ejections	Uses of Force
SPORTING EVENTS TOTALS		*Attended	OPD	Complaints	Arrests	Citations	Ejections	Uses of Force
		0	0	0	0	0	0	0

CONCERTS AND ENTERTAINMENT EVENTS: N/A

Date	Event Type	*Attended	OPD	Complaints	Arrests	Citations	Ejections	Uses of Force
CONCERTS AND ENTERTAINMENT EVENTS TOTALS		*Attended	OPD	Complaints	Arrests	Citations	Ejections	Uses of Force
		0	0	0	0	0	0	0

PARADES AND STREET FAIRS: N/A

Date	Event Type	*Attended	OPD	Complaints	Arrests	Citations	Ejections	Uses of Force
PARADES AND STREET FAIRS TOTALS		*Attended	OPD	Complaints	Arrests	Citations	Ejections	Uses of Force
		0	0	0	0	0	0	0

OTHER EVENTS: PROTESTS, MARCHES, ETC.

Date	Event Type	*Attended	OPD	Complaints	Arrests	Citations	Ejections	Uses of Force
4-Jul-20	July 4th Operation	5,000	145	0	1	1	0	0
05-Jul-20	Sideshow Operation	100	35	0	2	0	0	0
11-Jul-20	Sideshow Operation	0	31	0	0	0	0	0
12-Jul-20	Sideshow Operation	0	37	0	2	0	0	1
18-Jul-20	Sideshow Operation	0	26	0	0	0	0	0
19-Jul-20	Sideshow Operation	200	36	0	1	0	0	0

Attachment C

25-Jul-20	Solidarity for Portland Demonstration	600	197	0	3	1	0	2
26-Jul-20	Sideshow Operation	0	47	0	0	2	0	0
01-Aug-20	Solidarity with Portland Demonstration	50	209	0	0	0	0	0
02-Aug-20	Sideshow Operation	20	41	0	0	1	0	0
08-Aug-20	Solidarity for Portland Demonstration	0	86	0	0	0	0	0
09-Aug-20	Sideshow Operation	50	31	0	2	3	0	1
09-Aug-20	Sideshow Operation	200	48	0	0	2	0	1
15-Aug-20	Sideshow Operation	25	58	0	1	0	0	1
16-Aug-20	Sideshow Operation	50	61	0	0	1	0	0
22-Aug-20	Sideshow Operation	500	36	1	2	5	0	0
23-Aug-20	Sideshow Operation	0	31	0	3	0	0	0
24-Aug-20	Justice for Jacob Blake Demonstration	50	6	0	0	0	0	0
26-Aug-20	Justice for Jacob Blake / Solidarity with Kenosha	600	244	1	1	1	0	1
28-Aug-20	Justice for Jacob Blake Demonstration	250	339	0	13	3	0	9
29-Aug-20	Mourn the Dead, Fight for the Living Demonstration	200	338	1	6	1	0	4
05-Sep-20	Sideshow Operation	40	26	0	0	2	0	0
06-Sep-20	Sideshow Operation	50	37	0	0	0	0	0
06-Sep-20	Speak Out at Mayor's Demonstration	75	37	0	0	0	0	0
12-Sep-20	Sideshow Operation	0	29	0	0	0	0	0
13-Sep-20	Sideshow Operation	0	20	0	0	0	0	0
19-Sep-20	Sideshow Operation	2,000	29	0	0	0	0	0
20-Sep-20	Sideshow Operation	10	24	0	0	0	0	0
23-Sep-20	Justice for Breonna Taylor Demonstration	300	75	0	0	0	0	0
24-Sep-20	Our Lives Matter: Stop Killing Black Women and Girls Demonstration	100	3	0	0	0	0	0
25-Sep-20	Solidarity with Louisville Demonstration	250	328	0	4	0	0	3
26-Sep-20	Sideshow Operation	0	31	0	0	0	0	0
27-Sep-20	Sideshow Operation	0	37	0	0	1	0	0
30-Sep-20	NAGE Local 510 Picket at Frank Ogawa Plaza	60	2	0	0	0	0	0
OTHER EVENTS		*Attended	OPD	Complaints	Arrests	Citations	Ejections	Uses of Force
TOTALS		10,780	2,760	3	41	24	0	23

TOTAL PERFORMANCE DATA: 2020 3rd Quarter	*Attended	OPD	Complaints	Arrests	Citations	Ejections	Uses of Force
	10,780	2,760	3	41	24	0	23

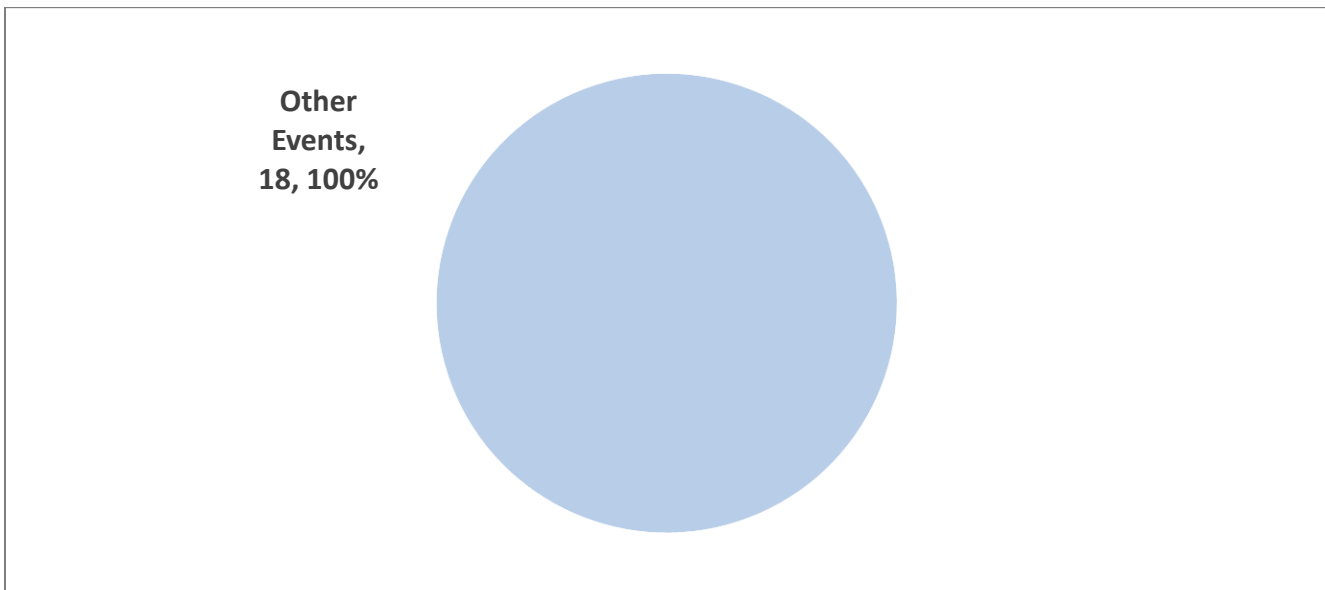
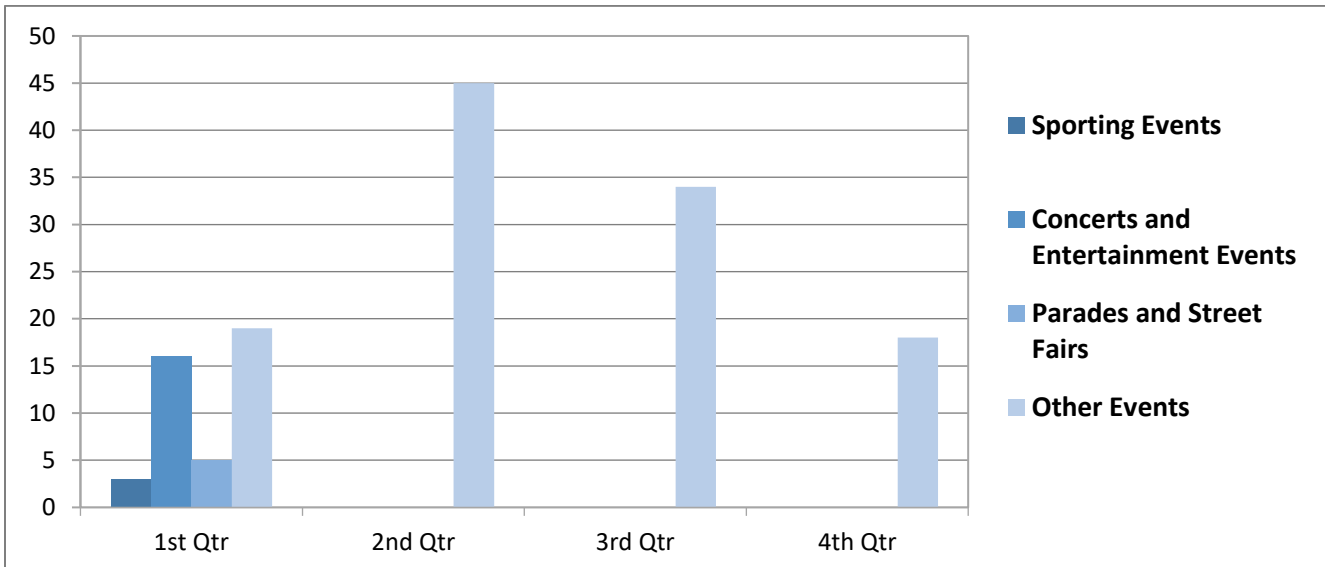
*Attended numbers are estimates

Oakland Police Department

2020 4th Quarterly Crowd Control Report: **Reporting Period: 01 Oct 20 – 31 Dec 20**

This document is the 4th Quarterly report for all City of Oakland crowd control/management events of 2020.

2020					
Event Type	1 st QTR	2 nd QTR	3 rd QTR	4 th QTR	TOTAL
Sporting Events	3	0	0	0	3
Concerts and Entertainment Events	16	0	0	0	16
Parades and Street Fairs	5	0	0	0	5
Other Events (Protests, Marches, Operations, etc.)	19	45	34	18	116
TOTAL EVENTS	43	45	34	18	140



TOTAL PERFORMANCE DATA: 2020 Year in Review								
Event Type	Events	*Attended	OPD	Complaints	Arrests	Citations	Ejections	Uses of Force
Sporting Events	3	14,000	18	0	0	0	0	0
Concerts and Entertainment Events	16	172,798	299	0	0	1	4	3
Parades and Street Fairs	5	57,500	158	0	2	0	0	0
Other Events	116	72,664	8,760	63	398	147	0	525
TOTALS	140	316,962	9,235	63	400	148	4	528

2019					
Event Type	1 st QTR	2 nd QTR	3 rd QTR	4 th QTR	TOTAL
Sporting Events (Raiders/Warriors/A's)	24	54	43	7	128
Concerts & Entertainment Events	14	13	11	12	50
Parades & Street Fairs	4	4	9	7	24
Other Events (Protests, Marches, Operations, etc.)	15	25	29	31	100
TOTAL EVENTS	57	96	92	57	302

TOTAL PERFORMANCE DATA: 2019								
Event Type	Events	*Attended	OPD	Complaints	Arrests	Citations	Ejections	Uses of Force
Sporting Events	128	2,364,680	4,908	6	34	26	117	5
Concerts and Entertainment Events	50	626,590	1,183	1	14	2	35	1
Parades and Street Fairs	24	373,996	785	0	10	19	2	1
Other Events	100	57,067	3,563	9	112	698	0	30
TOTALS	302	3,422,333	10,439	16	170	745	154	37

SPORTING EVENTS: N/A

Date	Event Type	*Attended	OPD	Complaints	Arrests	Citations	Ejections	Uses of Force
SPORTING EVENTS TOTALS		*Attended	OPD	Complaints	Arrests	Citations	Ejections	Uses of Force
		0	0	0	0	0	0	0

CONCERTS AND ENTERTAINMENT EVENTS: N/A

Date	Event Type	*Attended	OPD	Complaints	Arrests	Citations	Ejections	Uses of Force
CONCERTS AND ENTERTAINMENT EVENTS TOTALS		*Attended	OPD	Complaints	Arrests	Citations	Ejections	Uses of Force
		0	0	0	0	0	0	0

PARADES AND STREET FAIRS: N/A

Date	Event Type	*Attended	OPD	Complaints	Arrests	Citations	Ejections	Uses of Force
PARADES AND STREET FAIRS TOTALS		*Attended	OPD	Complaints	Arrests	Citations	Ejections	Uses of Force
		0	0	0	0	0	0	0

OTHER EVENTS: PROTESTS, MARCHES, ETC.

Date	Event Type	*Attended	OPD	Complaints	Arrests	Citations	Ejections	Uses of Force
3-Oct-20	Sideshow Operation	0	27	0	0	0	0	0
4-Oct-20	Sideshow Operation	0	30	0	0	0	0	0
8-Oct-20	Press Conf. to Urge Police Commission on OPD UOF	22	2	0	0	0	0	0
10-Oct-20	Sideshow Operation	25	30	0	0	2	0	0
11-Oct-20	Sideshow Operation	250	32	0	0	2	0	0
17-Oct-20	Sideshow Operation	10	58	0	3	0	0	1
18-Oct-20	Sideshow Operation	0	68	0	1	0	0	0
24-Oct-20	Sideshow Operation	100	22	0	0	0	0	0
25-Oct-20	Sideshow Operation	0	24	0	1	2	0	0
3-Nov-20	Election Related Demonstrations and any additional activity	100	336	1	19	0	0	2
4-Nov-20	Count Every Vote: Defend Democracy Rally	400	15	0	0	0	0	0
4-Nov-20	Election Related Demonstrations and any additional activity	N/A	336	2	9	0	0	2
6-Nov-20	United Front Against Displacement Rally	20	32	0	0	0	0	0
7-Nov-20	Sideshow Operation	100	37	0	0	0	0	0
14-Nov-20	Sideshow Operation	30	73	0	0	0	0	0
19-Dec-20	Sideshow Operation	200	24	0	0	0	0	0
27-Dec-20	Sideshow Operation	100	16	0	0	0	0	0
31-Dec-20	NYE Operation	N/A	86	0	4	1	0	2
OTHER EVENTS TOTALS		*Attended	OPD	Complaints	Arrests	Citations	Ejections	Uses of Force
		1,357	1,248	3	37	7	0	7

TOTAL PERFORMANCE DATA: 2020 4th Quarter	*Attended	OPD	Complaints	Arrests	Citations	Ejections	Uses of Force
	1,357	1,248	3	37	7	0	7

*Attended numbers are estimates